

GOVT P G COLLEGE BERINAG PITHORAGARH

STUDENT SATISFACTION SURVEY

2022-23

PREPARED BY

DR. B. S. BISHT

ASSISTANT PROFESSOR

DEPARTMENT OF CHEMISTRY

IQAC

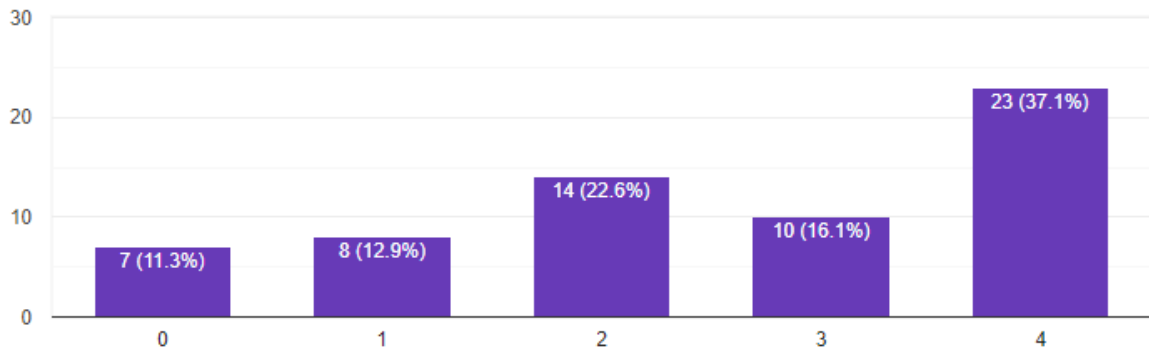
GOVT P G COLLEGE BERINAG

PITHORAGARH, UTTARAKHAND

Student satisfaction survey regarding the different aspects of Govt P G College Berinag Pithoragarh was obtained by IQAC Govt P G College Berinag, Pithoragarh given by the students. A total of 62 responses were obtained with respect to 21 questions. The question wise analysis of the survey obtained is as follow:

1. How much of the syllabus was covered in the class? 4 – 85 to 100% 3 – 70 to 84% 2 – 55 to 69% 1 – 30 to 54% 0 – Below 30% [Copy](#)

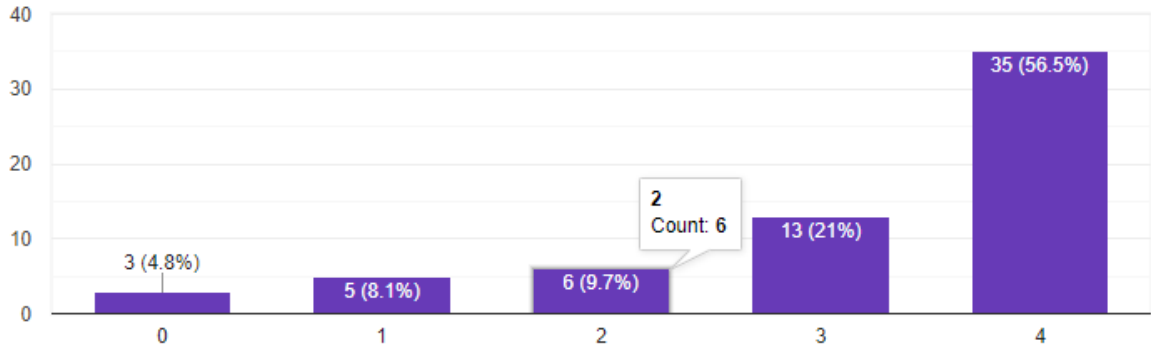
62 responses



2. How well did the teachers prepare for the classes? 4 –Thoroughly, 3 – Satisfactorily, 2 – Poorly, 1 –Indifferently, 0 – Won't teach at all

 Copy

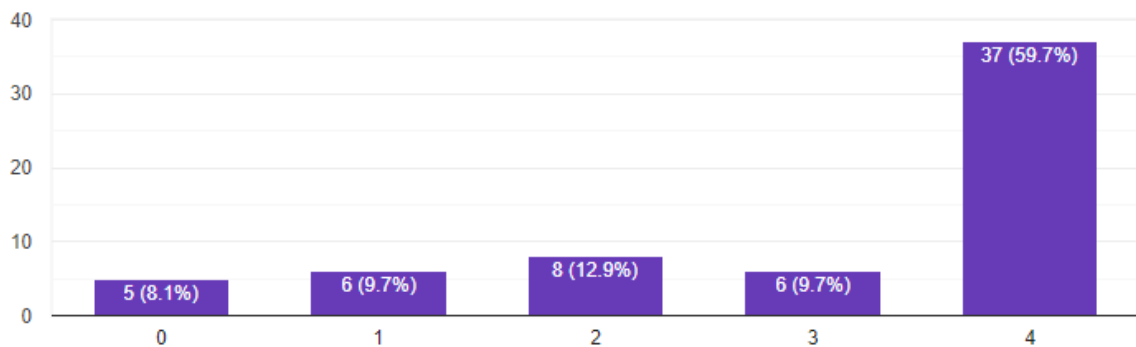
62 responses



3. How well were the teachers able to communicate? 4 – Always effective, 3 – Sometimes effective, 2 – Just satisfactorily, 1 – Generally ineffective, 0– Very poor communication

 Copy

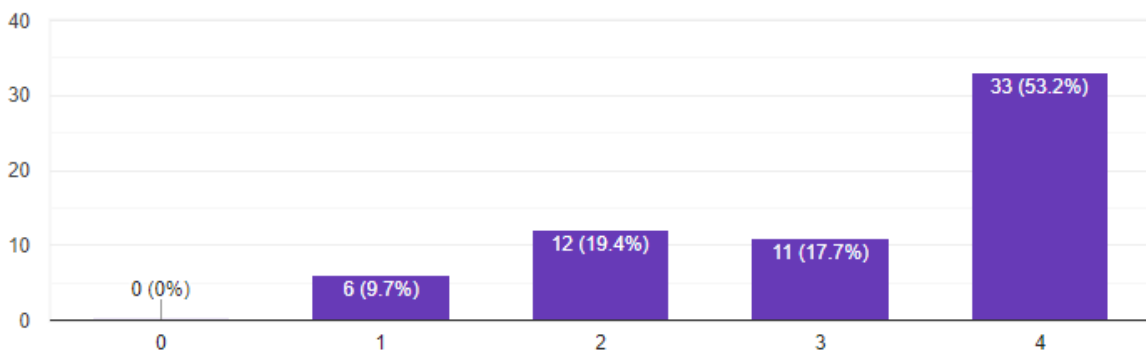
62 responses



4. The teacher's approach to teaching can best be described as 4– Excellent 3 – Very good 2 – Good 1 – Fair 0– Poor

 Copy

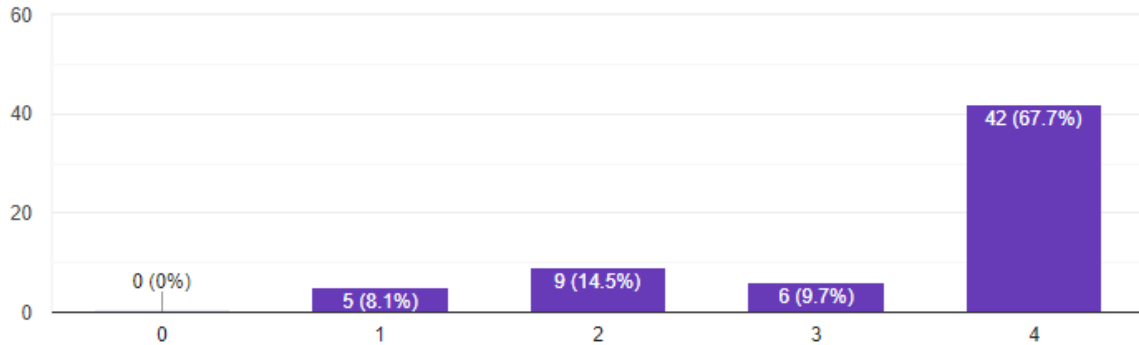
62 responses



5. Fairness of the internal evaluation process by the teachers. 4 – Always fair 3 – Usually fair 2 – Sometimes unfair 1 – Usually unfair 0– Unfair

[Copy](#)

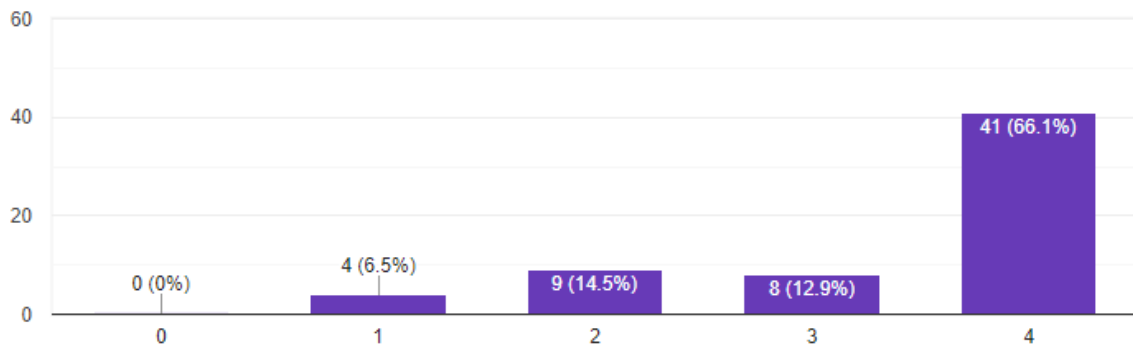
62 responses



6. Was your performance in assignments discussed with you? 4 – Every time, 3 – Usually, 2 – Occasionally/Sometimes, 1 – Rarely, 0– Never

[Copy](#)

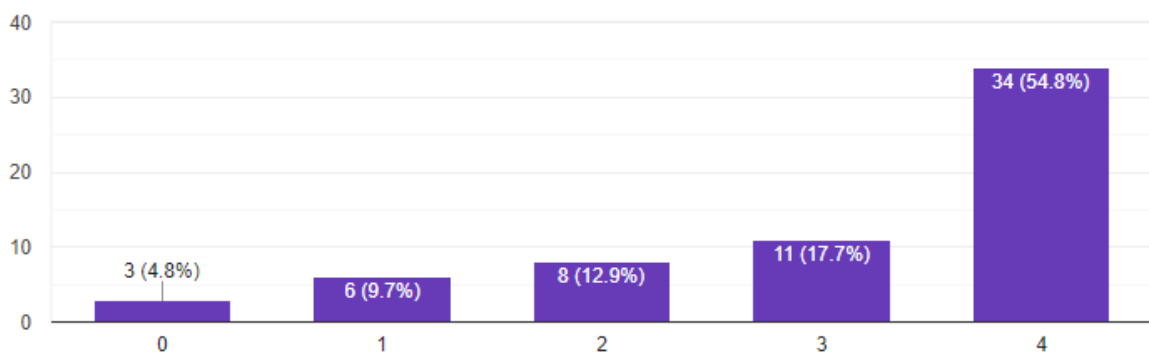
62 responses



7. The institute takes active interest in promoting internship, student exchange, field visit opportunities for students. 4 – Regularly, 3 – Often, 2 – Sometimes, 1 – Rarely, 0– Never

[Copy](#)

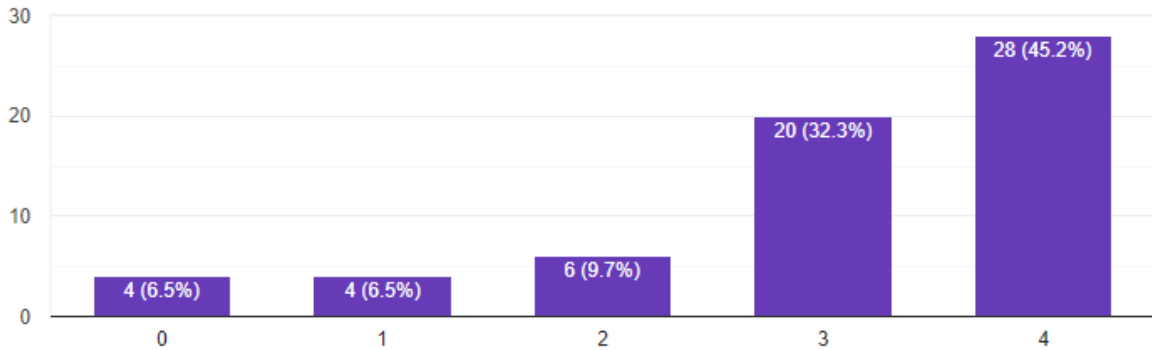
62 responses



8. The teaching and mentoring process in your institution facilitates you in cognitive, social and emotional growth. 4 – Significantly, 3 – Very well, 2 – Moderately, 1 – Marginally, 0 – Not at all

[Copy](#)

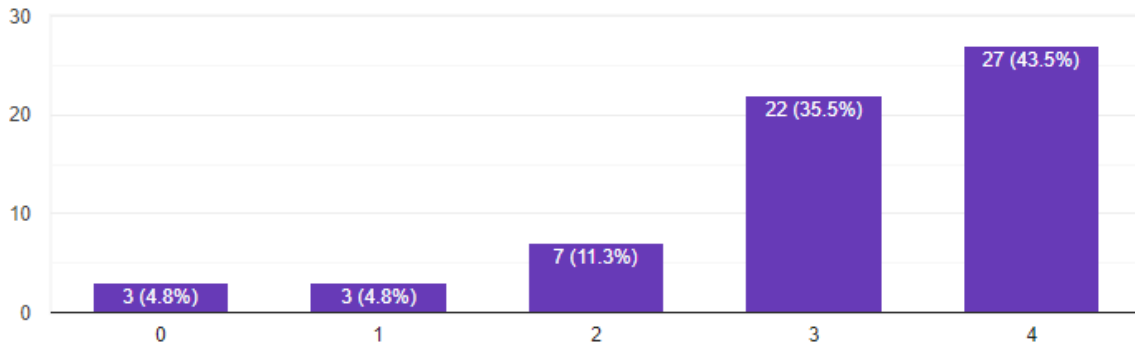
62 responses



9. The institution provides multiple opportunities to learn and grow. 4 – Strongly agree, 3 – Agree, 2 – Neutral, 1 – Disagree, 0 – Strongly disagree

[Copy](#)

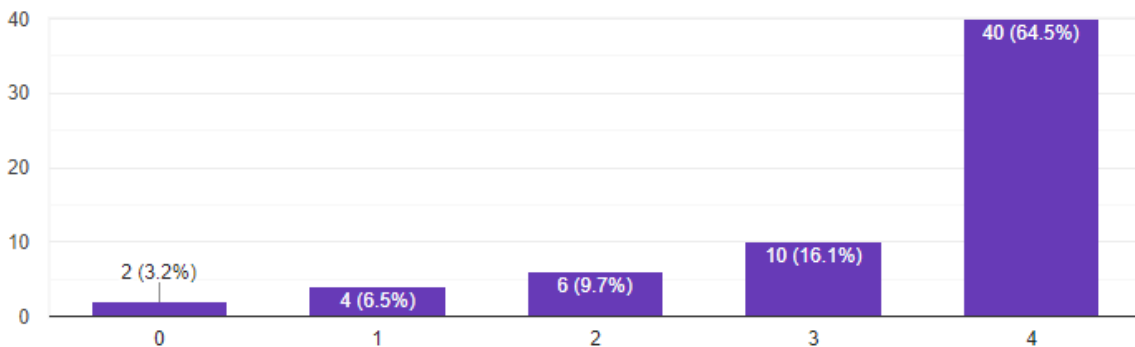
62 responses



10. Teachers inform you about your expected competencies, course outcomes and programme outcomes. 4 – Every time, 3 – Usually, 2 – Occasionally/Sometimes, 1 – Rarely, 0 – Never

[Copy](#)

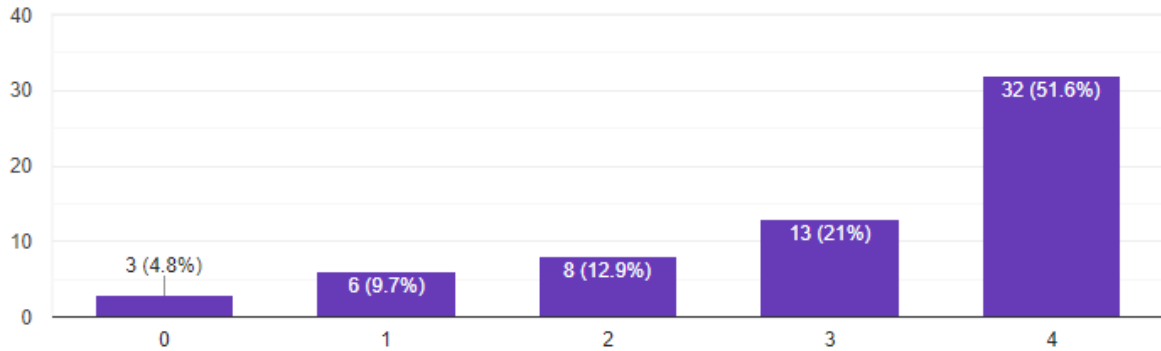
62 responses



11. Your mentor does a necessary follow-up with an assigned task to you. 4 – Every time, 3 – Usually, 2 – Occasionally/Sometimes, 1 – Rarely, 0 – I don't have a mentor



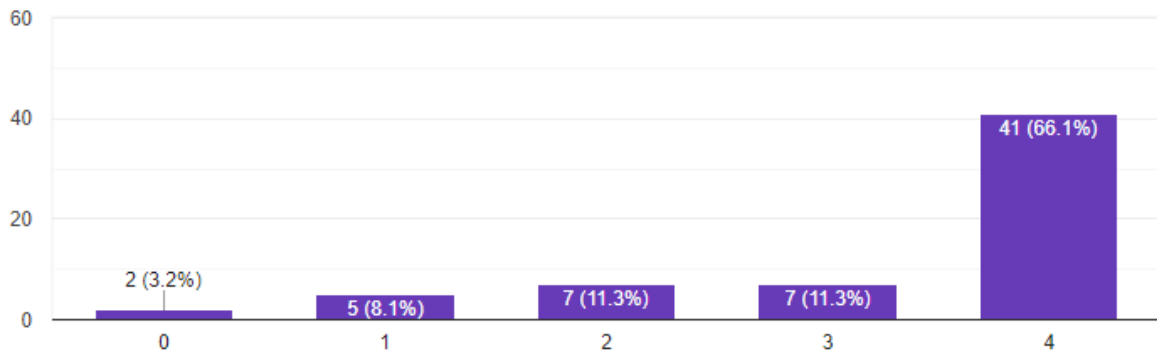
62 responses



12. The teachers illustrate the concepts through examples and applications. 4 – Every time, 3 – Usually, 2 – Occasionally/Sometimes, 1 – Rarely, 0 – Never



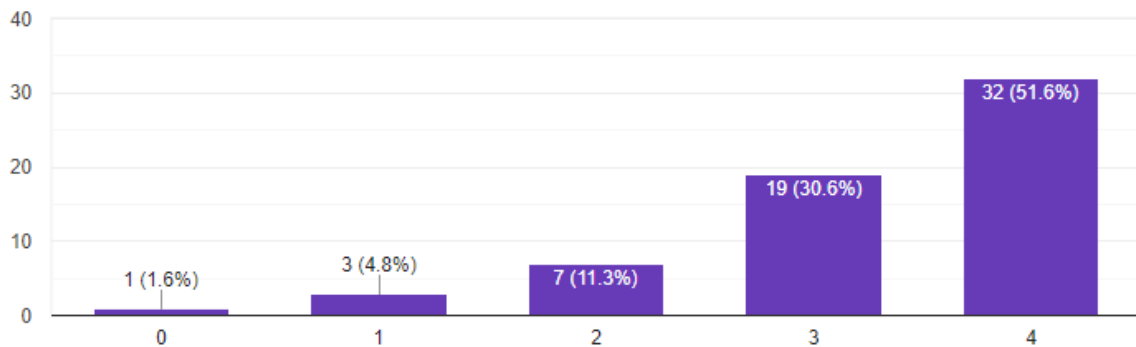
62 responses



13. The teachers identify your strengths and encourage you with providing right level of challenges. 4 – Fully, 3 – Reasonably, 2 – Partially, 1 – Slightly, 0 – Unable to

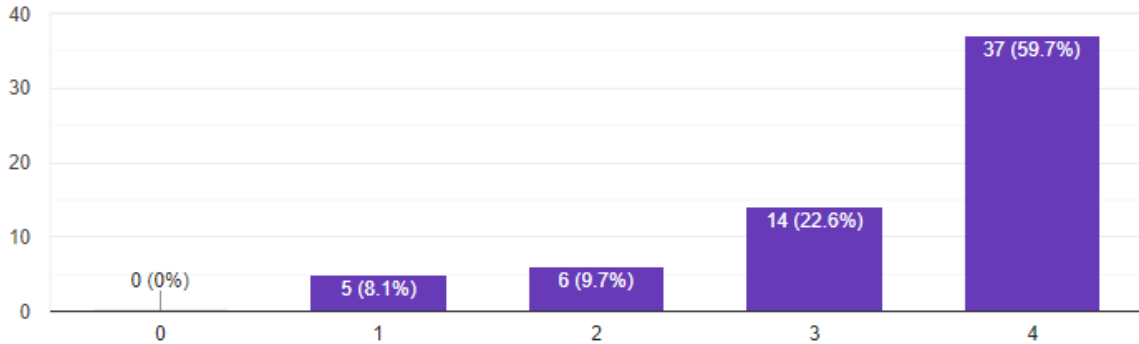


62 responses



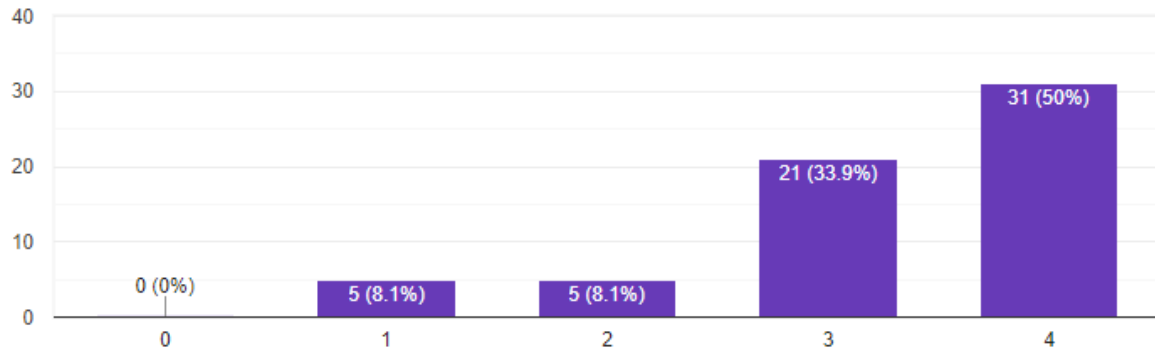
14. Teachers are able to identify your weaknesses and help you to overcome them. 4 – [Copy](#)
Every time, 3 – Usually 2 – Occasionally/Sometimes, 1 – Rarely, 0 – Never

62 responses



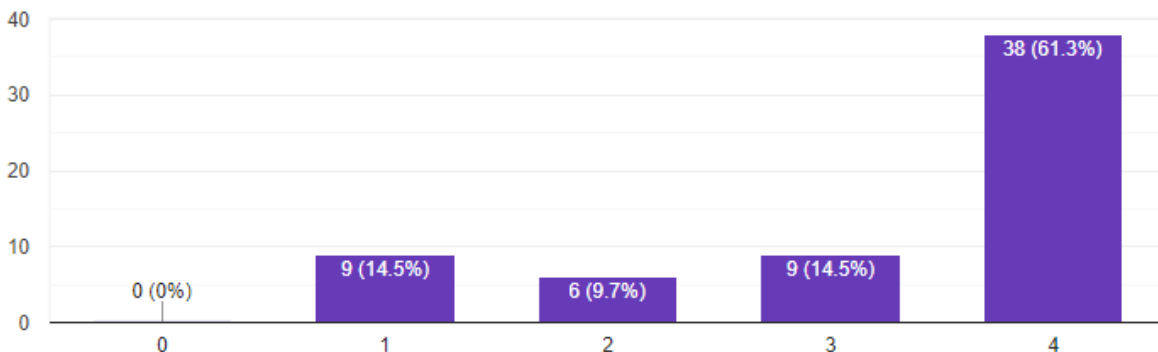
15. The institution makes effort to engage students in the monitoring, review and continuous quality improvement of the teaching learning process. 4 – Strongly agree, 3 – Agree, 2 – Neutral, 1 – Disagree, 0 – Strongly disagree [Copy](#)

62 responses



16. The institute/ teachers use student centric methods, such as experiential learning, participative learning and problem solving methodologies for enhancing learning experiences. 4 – To a great extent, 3 – Moderate, 2 – Some what, 1 – Very little, 0 – Not at all [Copy](#)

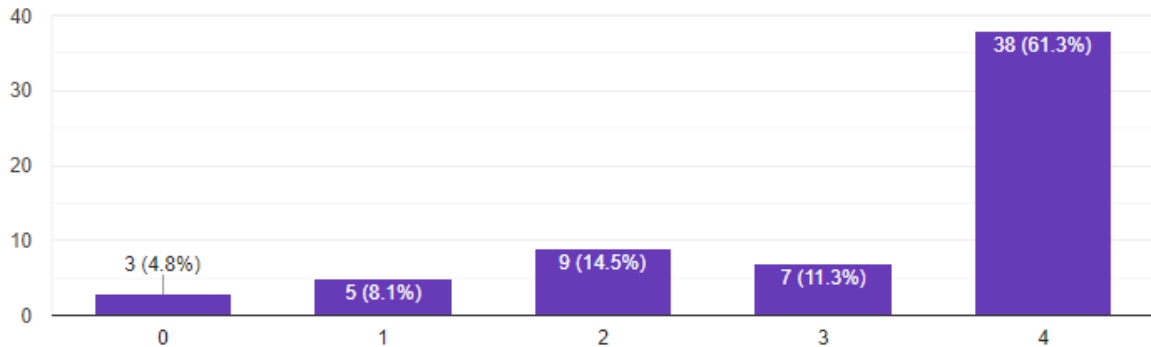
62 responses



17. Teachers encourage you to participate in extracurricular activities. 4 – Strongly agree 3 – Agree 2 – Neutral 1 – Disagree 0 – Strongly disagree

 Copy

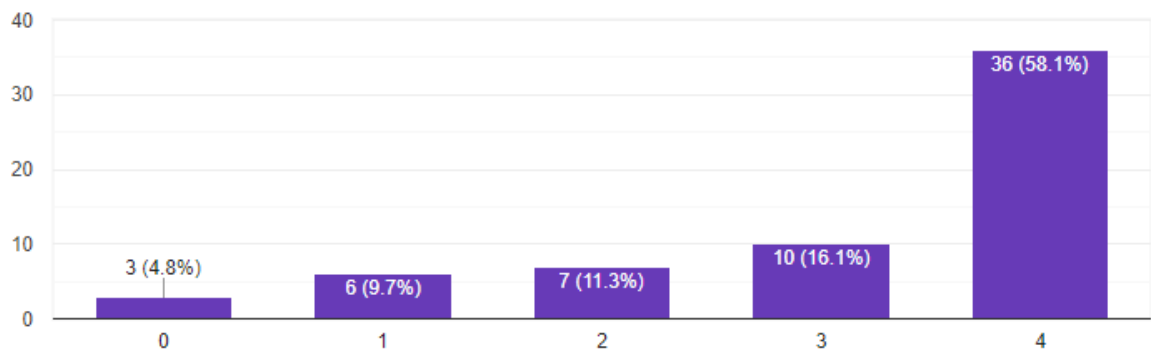
62 responses



18. Efforts are made by the institute/ teachers to inculcate soft skills, life skills and employability skills to make you ready for the world of work. 4 – To a great extent 3 – Moderate 2 – Some what 1 – Very little 0 – Not at all

 Copy

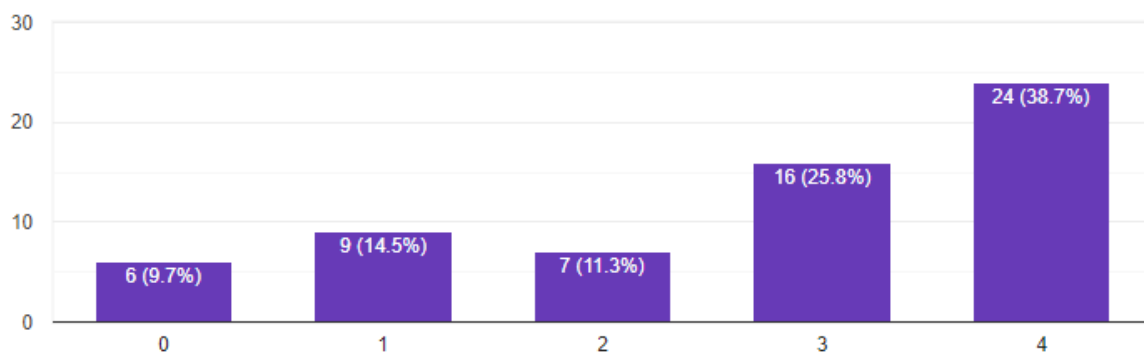
62 responses



19. What percentage of teachers use ICT tools such as LCD projector, Multimedia, etc. while teaching. 4 – Above 90%, 3 – 70 – 89%, 2 – 50 – 69%, 1 – 30 – 49%, 0 – Below 29%

 Copy

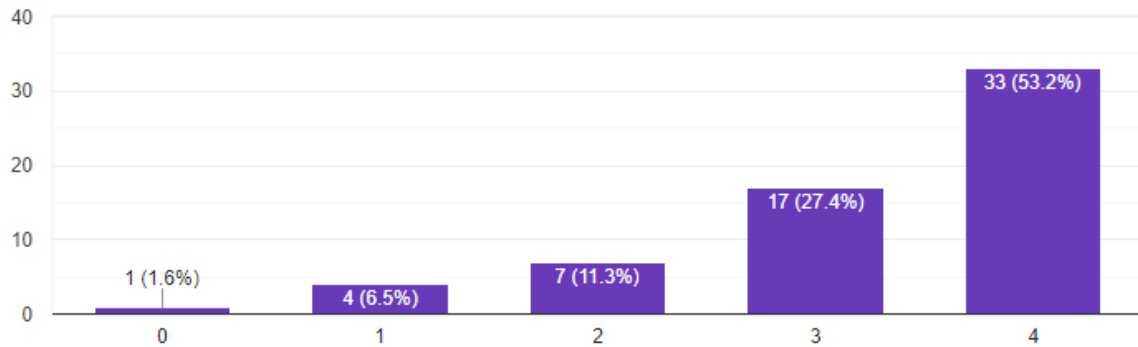
62 responses



20. The overall quality of teaching-learning process in your institute is very good.4 – Strongly agree, 3 – Agree, 2 – Neutral, 1 – Disagree, 0 – Strongly disagree

[Copy](#)

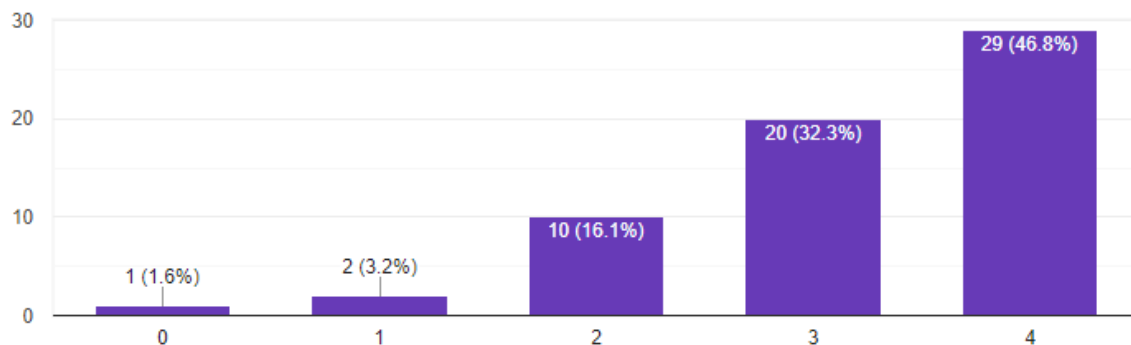
62 responses



21. The overall quality of the examination system of SSJ University Almora.4 – Strongly agree, 3 – Agree, 2 – Neutral, 1 – Disagree, 0 – Strongly disagree

[Copy](#)

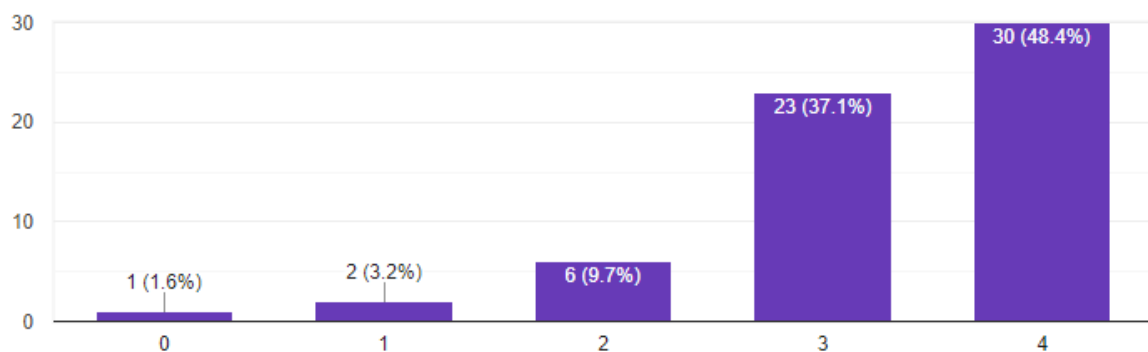
62 responses



22. The overall satisfaction of the results declared by SSJ University Almora.4 – Strongly agree, 3 – Agree, 2 – Neutral, 1 – Disagree, 0 – Strongly disagree

[Copy](#)

62 responses



23. Give three observation / suggestions to improve the overall teaching – learning experience in your institution.

62 responses

Yes
Good
Students good education
कक्षा की चर्चाओं और गतिविधियों में छात्रों की सक्रिय भागीदारी को प्रोत्साहित करें। शिक्षक एक सहायक सीखने का माहौल बना सकते हैं जहाँ छात्र अपने विचारों और विचारों को साझा करने में सहज महसूस करते हैं। सुझाव: शिक्षण में अवधारणाओं के व्यावहारिक अनुप्रयोग पर जोर
Experience
1. Student must be given practical knowledge as well with theoretical knowledge. 2. Group presentation by students within the classes can be conducted to encourage their confidence and way of presentation.
Experience is very helpful in the future

24. Provide observation / suggestions to improve the overall teaching – learning experience in your institution.

- Faculty are very much interested in explaining subject oriented examples,
- very fair in correcting internals and externals overall good teaching
- We are fine with faculty with good suggestions
- more interaction
- Fine with faculty

Recommendations from the Survey

The overall satisfaction level of scholars as seen by Student Satisfaction Index (SSI) is around 75% (seventy one). The subsequent area unit the problems on that the scholars have shown concern:

- ICT interaction has to be inflated. Correct arrangements area unit needed for ICT activities.
- Increase range of quality guest lectures and workshops.
- give scope for laboratory activities
- Library – range of books to be inflated.
- Reading space in Library
- The capability of the IT facility to be inflated with wi-fi facility to students and web browsing center